



*The Northwest's
Premier Dealer*

*Go where the road takes you,
but start at Valley RV Supercenter...
Where journeys begin.*

PRICING VALID FOR 30 DAYS
FROM DATE OF DELIVERY.
LAST UPDATE 1/1/24

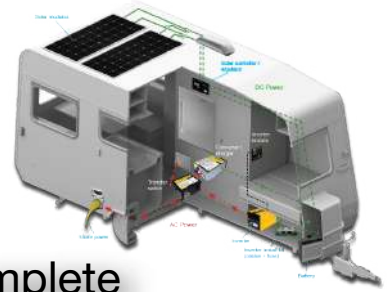
RV Upgrades & Accessories



**Valley RV
Supercenter**

619 Washington Ave. N., KENT ValleyRVSupercenter.com

1-800-GO-JAYCO



Go Power! Overlander Solar Kit Complete 200-Watts

Enjoy the peace and quiet without a generator, and no longer worry about draining your batteries while away from grid power. The Go Power! Overlander is the largest single 12 volt solar charging kit on the market, with 200 watts and 9.3 amps of power charging capability. This powerful battery charger is great for maintaining the charge in all types of batteries and is ideal for extended RVing or dry-camping. This kit is included with our complete solar and inverter systems: Solar Extreme, Solar Elite, and Weekender SW.

Included in the Overlander Kit:

- 200W solar module (CTI-160)
- 30 amp, PWM solar controller (GP-PWM-30)
- 50' of MC4 output cable (#10)
- Mounting hardware (2 x GP-MH-2)
- Includes 40amp DC to DC Charger

Towable \$3,565.94 - With 2 x 12v Lithium batteries

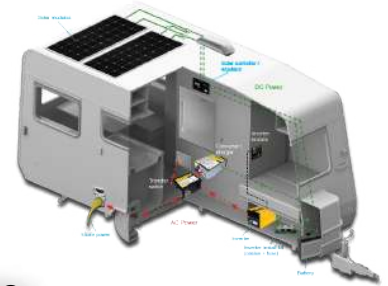
Motorized \$3,565.94 - With 2 x 12v Lithium batteries

Towable installation with no batteries - \$1,417.99

Add additional panel to existing system - \$823.59

*prices subject to change due to distributing supplier.





Go Power! Elite Solar Kit Complete 400-Watts

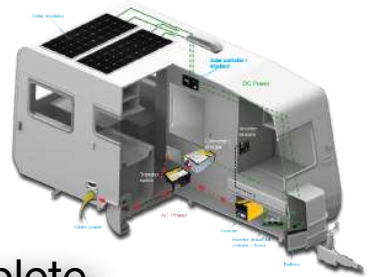
The Solar Elite System is a complete power system ideal for full-time RVers. Similar to our SOLAR EXTREME, this system includes all solar, inverter, installation hardware and smart battery components required to have the charging capability from both solar and shore power. It features two powerful solar modules that produce 400 watts solar charging power and will maintain your battery charge up to 18+ amps per hour. The Solar Elite also includes our 2000 watt Inverter Charger, a supreme all-in-one unit that combines 2000 watts of pure sine wave AC power with a built-in battery charger and transfer switch. This system can be expanded to accommodate up to 510 watts of solar. Extend your weekend stay and enjoy dry camping freedom without the need for a generator..

Included in the Solar Elite System:

- 200 watt solar charging kit + 200 watt expansion kit (OVERLANDER + OVERLANDER-E)
- 2000 watt pure sine wave Inverter Charger for AC power (GP-IC-2000), with built-in 100 amp battery charger and 50 amp dual leg transfer switch
- Inverter charger remote (GP-ICR-50)
- 30 amp pulse width modulated digital regulator (GP-PWM-30)
- DC inverter install kit (GP-DC-KIT4)
- 50' of MC4 output cable (#10) and all mounting hardware (2 x GP-MH-2)
- Includes 40amp DC to DC Charger

Towable \$7,620.92 - With 2 x 12v Lithium batteries
Motorized \$8,120.92 - With 2 x 12v Lithium batteries
Towable/Motorized with no batteries - \$5,472.97





Go Power! Extreme Solar Kit Complete 600-Watts

The Solar Extreme is Go Power!'s largest solar and inverter system on the market. This system will produce enough power to run up to 3000 watts of appliances or electronics at a time and depending on your exposure to the sun, top up your battery bank at a rate of 27 amps per hour. As a bonus, our team has included a smart converter charger and transfer switch package to work seamlessly with our solar modules and power inverter. This package provides you charging flexibility between the sun and shore power, as well as the ability to connect power to your 120 volt outlets. A SOLAR EXTREME system will provide you with all of the comforts of home and allow you to be truly 'off the grid'.

Included in the Solar Extreme System:

- 200 watt solar charging kit + 2 x 200 watt expansion kits (OVERLANDER + OVERLANDER-E)
- 3000 watt industrial pure sine wave inverter for AC power (GP-ISW3000-12)
- 30 amp pulse width modulated digital solar controller (GP-PWM-30)
- 75 amp smart battery charger (GPC-75-MAX)
- 30 amp pre-wired automatic shore power/inverter AC switching kit (GP-TS)
- DC inverter install kit (GP-DC-KIT5)
- Inverter Remote on/off (GP-ISW-R-12)
- 50' of MC4 output cable (#10) and all mounting hardware (2 x GP-MH-2)
- Includes 40amp DC to DC Charger

Towable \$9,101.54 - With 2 x 12v Lithium batteries
Motorized \$9,505.51 - With 2 x 12v Lithium batteries
Towable/Motorized with no batteries - \$6,953.59





\$6,907.00 Installed w/fact prep
\$8,718.30 Installed w/o fact prep

Onan QG 5500 for RV

Overview:

Quietest in its class. Exceptionally low vibration levels. Runs two air conditioners with power to spare. Digital voltage regulation for stability as appliance loads change.

Specifications

- Quietest in its class
- Exceptionally low vibration levels
- Integrated design with enclosed muffler for easy installation
- Self-diagnostic capability to simplify troubleshooting
- Runs one or two air conditioners with power to spare.
- Digital voltage regulation for stability as appliance loads change
- 3-year limited warranty, lifetime drive warranty





Put down the crank and turn on the power. With the push of a button, the Power Tongue Jack by Lippert Components, Inc. lowers and raises your trailer, so you can spend more time camping and less time setting up.

Quick Facts:

- For A-Frame travel trailers
- 3,500 lift capacity
- 30 AMPs of power
- 18-inch stroke
- 5.4 inch footpad
- Durable, textured casing helps protect jack from damage
- Kit includes mounting hardware, pins, and crank handle for manual override
- Bracket height:
 - Retracted - 10.75 inches
 - Extended - 28.75 inches

Installed \$399.95

Battery Upgrades

Extend the life of your batteries as well as the length of your trip while off the grid!



Group 24 - 12V

Dual Group 24 Batteries wired in Parallel with battery boxes - **\$484.95**
Add a new DP24MF to existing battery - **\$256.97**
Lead Acid 60ah @ 20hours Per Battery



Group 27 - 12V

Dual Group 27 Batteries wired in Parallel with battery boxes - **\$498.95**
Add a new DP27MF to existing battery - **\$278.96**
Lead Acid 80ah @ 20 hours Per Battery



Lithium Batteries

Single 12V 75ah GRP 24 - **\$1055.98**
Single 12V Heated 100ah GRP 27 - **\$1,207.99**

*Dual 12V 75ah GRP 24 - **\$1,948.95**
*Dual 12V Heated 100ah GRP 27 - **\$2,435.97**

*pricing includes dual battery size box, and jumper cables.

*You may need a DC to DC charger for your vehicles charge line.
If so, ADD \$389.

Installed starting at \$261.09



THOUGHTFULLY DESIGNED WITH MODERN IN MIND

Add a splash of modern to your kitchen or bath with a Stainless Steel Faucet by Lippert Components. Available in a variety of spout constructions like coiled spring and high-arched, we're challenging how the world feels about faucets. Thoughtful designs and convenient features add a splash of, dare we say, fun to your every day. Constructed with quality stainless steel, these sleek faucets are designed for maximum lifespan and durability.

FEATURES

- 304 Grade stainless steel construction
 - Pull-down faucet head with toggle
 - Toggle for stream or spray options
 - Easy DIY installation
 - Pairs well with stainless steel sink sets by Lippert Components*
- *Items sold separately*



719326



719335



719333



719323



719325



719324

part no.	description	height	depth	
719323	Spring Faucet; Single Hole Faucet	16.69"	8.26"	\$414.19
719324	Curved Gooseneck Faucet; Single Hole Faucet	14.18"	8.15"	\$286.59
719325	Square Gooseneck Faucet; Single Hole Faucet	13.67"	7.87"	\$288.99
719326	Pull Down Sprayer Faucet; Single Hole Faucet	17.15"	9.13"	\$361.39
719333	Bullet Pull Down Faucet; Single Hole Faucet	17.15"	9.06"	\$371.59
719335	Alphon Pull Down Faucet; Single Hole Faucet	17.15"	9.12"	\$371.59



LIPPERT
COMPONENTS®

Installed starting at \$405

New Product

JACK-IT®

Have you ever wished...

you could see your bikes from your rear view mirror as you tow your travel or cargo trailer down the road? Now you can with the patented Jack-It® double bike carrier from Let's Go Aero®. The Jack-It's innovative frame design installs over the tongue jack on the trailers A-Frame, the softest riding area on the frame. The BikeWing® carrier holds two bikes safely, securely and simply by the wheels. The adjustable wheel cradles and SwayStop straps secure the bike wheels to the bike carrier for a secure ride. The Jack-It allows travel trailer owners to utilize the valuable rear hitch/cargo space for additional gear and gives owners a new cargo utilization space.

Quick Facts

- Fits all bike frames
- 25-pound total weight
- Will not void chassis warranty
- Fits most A-Frame travel and cargo trailers
- Frees up travel trailer's rear hitch/cargo area
- PowerTower frame protects tongue jack from impact
- Carries your bikes by the wheels for balance, stability and ease of use.
- Includes (2) SwayControl cradles, (2) Lockable NoMotion™ pins and (3) 3/8"-16 1-1/2" bolts
- Patented

LCI part no.	Description
429756	Jack-It Bike Rack



lippertcomponents.com



Vent Covers



White Vent Cover

White Vent Cover Installed - \$178



Smoke Vent Cover

Smoke Vent Cover Installed - \$178

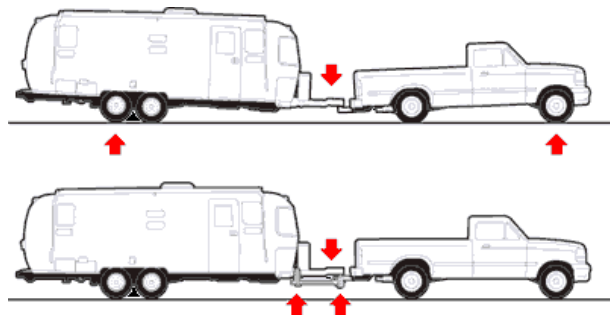


Black Vent Cover

Black Vent Cover Installed - \$178

Prices subject to change without notice

FASTWAY
TRAILER PRODUCTS



For the best and safest towing experience, you need the e2™ hitch, providing you with faster and easier weight distribution and sway control. The e2™ hitch gives you faster and easier sway control and weight distribution without the hassle of chains or add-on sway bars. With its built-in sway control, the e2 hitch has no backing, turning, or weather restrictions - when you need sway control the most. Its rigid brackets give you permanent sway control for smarter, safer towing.

- The Fastway e2 hitch offers faster and easier sway control and weight distribution. With built-in, permanent sway control, you can hitch up, tow, and unhitch with ease. There is nothing extra to connect or store, and nothing to remove when backing or making a tight turn.
- The e2's rigid brackets provide two points of steel-on-steel friction, constantly working to fight sway. Its unique design provides a level ride while minimizing sway caused by winds, semi trailers and sudden maneuvers. The e2 hitch comes in round-bar and trunnion styles. Both offer fast and easy sway control and weight distribution. The e2's smart design can be installed around gas tanks and battery boxes, works with surge brakes, and can accommodate any trailer type.

\$980 + Installed 1,000lb Tongue/10,000 Pull.

*prices subject to change without notice Updated 1/1/24



THE ORIGINAL
Equal-i-zer®
SWAY CONTROL HITCH

75
YEARS OF
QUALITY

The Equal-i-zer hitch eliminates the need for add-on sway control devices and the hassle that goes along with them. With an Equal-i-zer hitch you don't have to worry about restrictions on backing up or a tight turning radius. There's nothing extra to hook up or take off. When the weight distribution is engaged, the sway control is engaged too, providing your family the best protection possible.

With every Equal-i-zer hitch, you receive:

- Weight Distribution Shank
- Patented Weight Distribution Head
- 2 Sway Control Brackets
- 2 Spring Bars
- Snap-up Lever
- Spacer Rivet and Washers
- Hitch Pin and Clip
- Necessary Installation
- Hardware Limited
- Lifetime Warranty

\$1,170.00 600lb Tongue/6,000 Pull.

\$1,190.00 1,000lb Tongue/10,000 Pull.

\$1,205.00 1,200lb Tongue/12,000 Pull.

\$1,230.00 1,400lb Tongue/14,000 Pull.





ELIMINATE TANK ODORS FROM THE SOURCE

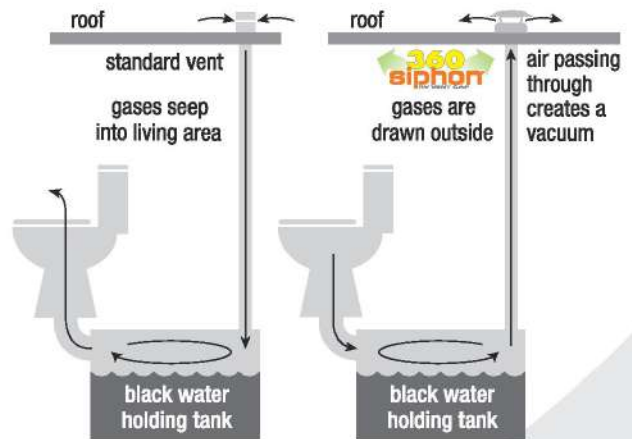
The 360 Siphon® RV holding tank vent cap eliminates odors from the source — the holding tanks — and exhausts them out through the roof vent before they have a chance to invade the RV living space. By design, the patented 360 Siphon can only create an updraft, expelling odors and fostering an oxygen-rich environment to speed up waste breakdown. Breathe easier and enjoy a healthy, odor-free living environment with the 360 Siphon.

FEATURES

- Sophisticated, patented design with no moving parts
- Made in America of strong polycarbonate
- Easy installation and universal fit
- Works in any wind condition
- Built-in bug screen
- No maintenance



\$126 installed per vent.



part no.	description
389381	360 Siphon Roof Vent White - Gen II
389380	360 Siphon Roof Vent Black - Gen II



Factory Recommended Yearly RV Maintenance Packages

Travel Trailer/Fifth Wheel

- Torque lug nuts to factory specifications
- Check tire air pressure
- LP system leak test
- Refrigerator inspection & clean/adjust
- Stove/oven inspection
- Furnace inspection
- Water heater inspection & clean/adjust
- Battery hydrometer/load test
- 12V. Charging system inspection
- Ground fault interrupter test
- Water system leak test
- Torque A/C bolts
- Inspect roof and seals
- Lube/Treat slide motors and seals
- **Bearing Pack Single Axle - \$275**
- **Bearing Pack Double Axle - \$550**
- **Yearly Maintenance No Slide \$250**
- **Yearly Maintenance Slides \$499**

Motorhome

- LP system leak test
- Refrigerator inspection clean and adjust
- Stove/Oven inspection
- Furnace inspection
- Water heater inspection & clean/adjust
- Battery hydrometer load & test
- 12V Charging system inspection
- Ground fault interrupter test
- Water system leak test
- Torque A/C bolts
- Inspect roof and seals
- Check tire air pressure
- Lubricate slide motors and seals
- **Generator Oil Change Service \$199**
- **Gas Oil Change \$199**
- **Sprinter Oil Change \$350**
- **Diesel Pusher Oil Change \$599**
- **Yearly Maintenance \$599**



If service is performed between 10/1-12/31 **Includes winterization**
If service is performed between 1/1-5/31 **includes de-winterization**



CAMERAS

VEHICLE OBSERVATION

Ultimate safety and peace-of-mind with surround viewing for changing lanes, merging and making wide turns.



Vision 2 Wireless backup system 4.3"

- CMOS 120 degree viewing angle
- Infrared night vision• Intelligent IR cut filter
- Motion detect• IP65 waterproof
- Digital wireless
- Touch screen• Anti-Glare
- Audio

Installed \$772.99

***Can be used as a door camera only**



Vision 2 Wireless Observation System 5" or 7"

CMOS 120 degree viewing angle
Infrared night vision
720 x 480 camera resolution
Intelligent IR cut filter
Motion detect
IP65 waterproof
Digital wireless
Touch screen
Anti-Glare
Display up to 4 cameras
Audio"

Installed 5" \$866.39

Installed 7" \$966.29

**Door Camera Addition \$422
(separate monitor required)**



Vision 2 Wireless Side Marker Cameras

Easy to install on an existing RV, commercial truck or trailer the camera offers a 180 degree viewing angle, night vision, motion detection.

Installed \$564.89

***Requires 5"/7" Monitor**



Solera RV Slide-Out Awnings

Give your slide-out an extra layer of protection from dirt, debris, water infiltration and more with the durable Solera RV slide-out awning by Lippert. Our slide topper features a clean, seamless aesthetic while providing an excellent way to help prevent damage to your slide-out.



**Toppers Installed In Black Starting at
\$799.00**

SCREEN SHOT™

Door Closer



LIPPERT
COMPONENTS™



AUTOMATICALLY CLOSES THE SCREEN DOOR AND KEEPS PESTS OUT!

“Close the screen door!” How many times have you heard this shouted while RVing? That’s because most RV screen doors DO NOT come with a retracting hinge. With our “junior” RVers constantly going inside and outside, this invites unwanted pests inside your living space.

The Screen Shot™ by Lippert Components solves this issue. With its patent pending design, the Screen Shot closes your screen door* automatically, every time.

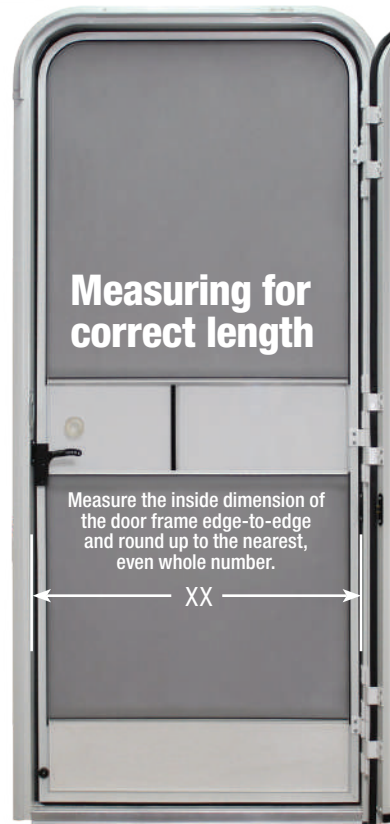
How does it work? The Screen Shot is designed to install snugly into the inner channels of your screen door frame, held in place with anchor screws. The Screen Shot’s elastic webbing is affixed directly into the doorjamb, expanding when the door is opened and then pulls the door shut by itself.

FEATURES

- Patent pending design automatically closes the screen door when left opened
- Keeps unwanted pests out of your living space
- Easy DIY installation
- All required fasteners included
- Fits ONLY Lippert Components entry doors; check the door’s identification sticker, typically located on the entry doors inside frame, before ordering (most LCI entry doors have an LCI decal in the bottom right-hand corner of the entry door window as well)



part no.	description
730811	Door Frame Width: 22"
730812	Door Frame Width: 24"
730813	Door Frame Width: 26"
730814	Door Frame Width: 28"
730815	Door Frame Width: 30"



lippertcomponents.com



\$906.79 Installed

Portable up to 2 TV's.

Pathway X2 Portable Satellite TV Antenna

The Pathway X2 for DISH is 100% automatic and self-installs faster than other automatic antennas. The X2 runs through the DISH receiver menu using the new DISH mobile protocol. Just set your state and the X2 will do the rest! The X2 is the only DISH approved portable satellite capable of accessing satellite 72° for seamlessly viewing 2 TVs. Comes with 1 WALLY RECEIVER. Dish is powered through coax from receiver. To use 2 tv's you will need an additional receiver.



\$1,405.59 Installed

Portable 1 TV

DISH Playmaker Portable Automatic Satellite Antenna and DISH Wally HD Receiver bundle

Designed exclusively for DISH programming, the DISH Playmaker and DISH Playmaker Dual are high quality, low cost portables that allow you to quickly acquire DISH satellites automatically with easy set-up, so you can watch DISH TV in HD wherever you go. Great for RVing, tailgating, camping, vacation homes, hunting, backyard BBQs, and more! With the DISH Playmaker you are always ready to play!



\$3,016.39 Installed

In Motion while traveling

DISH/BELL TV HD TRAV'LER Automatic Multi-Satellite TV Antenna

Designed to bring you everything that satellite television offers, TRAV'LER automatic multi-satellite antennas provide the same satellite TV viewing experience in your RV as your home! Watch separate programming on multiple TVs simultaneously! With most RVs equipped with more than 2 TVs, the TRAV'LER is perfect for families with different viewing needs. View all satellites at the same time for maximum programming. Never miss your favorite show again! Watch any program, on any TV in the RV, at the same time! Great to use with DVRs - watch and record from different



\$3,972.29 Installed

Stationary While Parked

DISH/BELL TV HD TRAV'LER PRO Automatic Multi-Satellite TV Antenna

Designed to bring you everything that satellite television offers, TRAV'LER automatic multi-satellite antennas provide the same satellite TV viewing experience in your RV as your home! Watch separate programming on multiple TVs simultaneously! With most RVs equipped with more than 2 TVs, the TRAV'LER is perfect for families with different viewing needs. View all satellites at the same time for maximum programming. Never miss your favorite show again! Watch any program, on any TV in the RV, at the same time! Great to use with DVRs - watch and record from different

Additional Dish Receiver - \$281.62

MAXXFAN Plus

With built-in vent cover mounting tabs



Built-in mounting tabs for Fanmate Vent Cover (sold separately)

MAXXFAN Deluxe

With built-in rain shield



MAXXFAN Plus and MAXXFAN Deluxe Feature:

- Provides over 900 CFM to keep you cool and comfortable
- Operates with lid closed to circulate air (Ceiling Fan Mode)
- Flush Mounted keypad controls fan speed, air intake and/or exhaust
- Powerful 4 or 10 speed motor
- Manual, Electric Opening, or Electric Opening with Remote
- 2-Year limited warranty with lifetime limited warranty* on lid



MAXXFAN Plus MAXXFAN Deluxe MODELS

MAXXFAN PLUS

		White Lid	Smoke Lid	Controls at Ceiling	Thermostat	Rain Sensor	10 Speed Fan	4 Speed Fan	Exhaust Only	Intake and Exhaust	Manual Opening	Electric Opening	Built-In Rain Shield	Remote Control	Mounting Tabs	Operates with Lid Closed	
72-5958	00-04002K	•		•	•			•		•	•				•	•	\$567.09
22-0373	00-04000K	•		•	•		•			•	•				•	•	\$606.69
22-0372	00-04500K		•	•	•	•	•			•		•		•	•	•	\$721.79

MAXXFAN DELUXE

22-8890	00-05301K	•		•				•	•		•	•				•	\$685.69
22-8891	00-06401K		•	•				•	•		•	•				•	\$710.39
22-0381	00-05100K	•		•	•		•			•	•		•			•	\$816.79
22-0382	00-06200K		•	•	•		•			•	•		•			•	\$837.39
22-0388	00-07000K	•		•	•		•			•		•	•	•		•	\$952.59
22-0389	00-07500K		•	•	•		•			•		•	•	•		•	\$941.09

MAXXFAN

With built-in vent cover mounting tabs



- Built-in mounting tabs for Fanmate Vent Cover (sold separately)
- 4 speed motor with 12" fan blade moves over 900 CFM of air
- Manual lift lid with lid locking mechanism
- Fan operates with lid closed to circulate air
- Flush mounted keypad controls fan speed and air exhaust
- 2 YEAR LIMITED WARRANTY - Lifetime limited warranty on lid

22-0504	00A04301K	WHITE	\$557.99
22-8889	00A04401K	SMOKE	\$583.29

MAXXFAN LP

Low Profile for roof thicknesses of 1" or greater



- 2.85" profile when lid is closed
- Built-in mounting tabs for Fanmate Vent Cover (sold separately)
- 4 speed motor with 12" fan blade moves over 900 CFM of air
- Manual lift lid with lid locking mechanism
- Fan operates with lid closed to circulate air
- Flush mounted keypad controls fan speed and air exhaust
- 2 YEAR LIMITED WARRANTY - Lifetime limited warranty on lid

22-0591	00-04301M	WHITE	\$583.29
22-0592	00-04401M	SMOKE	\$583.29

*Warranty limited to repair or replacement | MAXXFAN LP, MAXXFAN, MAXXFAN Plus, and MAXXFAN Deluxe easily install into any 14" x 14" opening



EQUALIZER SYSTEMS

A DAYS COMPANY

The industry's new standard. Changing the way leveling is done. EQ Smart-Level allows you to level your coach with your smart phone by using built in Bluetooth capability. The automatic, one touch operation levels your coach in less than two minutes. This is the same quality leveling system used by top manufacturers in the RV industry and is now available in installation friendly kits.

This sequential leveling is a patented process that provides a more precise level throughout the length of the vehicle, adding stability to the vehicle while leveling it as low to the ground as possible. It's quick, easy and on the level!

EQ Smart-Level System Advantages

- One pump operates all legs
- One touch EQ Smart-Level operation
- Field adjustable null ensures leveling to operator established level position
- Audible and visual prompts notify user when leveling is in progress and complete
- Stow legs quickly and easily with auto All Retract
- Standard with manual override.

\$7,097.97 Installed

Pre Bracketed Ford/Mercedes Chassis.



POWER ARMOR

The Locking Storage / Battery Box



When using the PowerArmor to store batteries, you benefit from having extra battery power for your RV, boat, truck camper or vehicle. An access port allows for electrical wires to pass through the side wall of the box so it easily connects to your electrical circuit system. With battery health and performance in mind, the locking battery box features a special ventilated design and acid neutralizing battery mat.

To extend the life of your batteries up to 400% and prevent premature battery replacement, opt for the PowerArmor Solar battery box, also available in the single size application. With a 10-watt solar panel securely bolted through its lid, solar energy trickle charges the batteries helping keep them in optimum condition year round. Batteries sitting in storage over the offseason may suffer from sulfating (caused by undercharging) which results in permanent negative effects on battery performance. Easily maintain your batteries without overcharging or undercharging, keeping them in great condition, lasting longer and saving you money. Even without direct sunlight, the high quality Zamp solar panel on PowerArmor Solar absorbs reflective light to continually generate charge.



12V Solar 1 Battery Capacity Installed - \$784.79

12V Solar 2 Battery Capacity Installed - \$884.39



The ARISTON by Splendide RV/Marine Laundry Pair 2012

Continuing the Splendide tradition of space-saving product design with the aim of creating top-quality, specialized laundry appliances for the RV and Marine industries.

Splendide
Laundry Centers

\$3,269.97 Installed-Standard



Easy to use.

Regardless of the type of fabric or degree of soil, Splendide's ARWXF129W washer's 13 wash cycles and 4 special wash options make choosing the right cycle easy. Load your laundry with ease - Splendide's TVM63X dryer features an extra-wide opening plus 3 timed drying cycles and a handy 'Auto' cycle that stops automatically when your load is dry.



Class-leading dryer.

Splendide 120V dryers not only dry your laundry completely, but they're easier to install and to maintain. Along with Splendide's optional RV/Marine Stack Kit for speedier installations, the TVM63X dryer features an easy-clean lint filter and an industry-first, 4.0 cubic foot dryer drum that maximizes airflow around your clothes - so you're laundry dries faster with less creasing.



Built RV/Marine tough.

Splendide washers and dryers not only offer the space, weight and energy savings that are so important in RV's and yachts, but they're built tough to withstand the rigors of the road and sea. Splendide washers are equipped with heavy-duty springs and shock absorbers, stainless steel drums and reinforced cases for a long travelling life.

Maximum Performance. Minimum Consumption.

Splendide washers are class A rated, spin up to 1200rpm and carry the ENERGY STAR label. This makes them some of the most efficient washing machines available. So, you'll not only be getting outstanding wash and dry results, but you'll also be conserving precious resources - energy and water.

As caring as you are.

Splendide washing machines feature electronic control modules which mean they are able to process the quantity and type of wash and decide the right combination of water, temperature and spin speed with a high level of precision to offer you a better performance and great results - whiter whites, brighter colors.





The Splendide RV Combo Laundry Collection 2011

Continuing the Splendide tradition of space-saving product design with the aim of creating top-quality, specialized laundry appliances for the RV industry.

Splendide
Laundry Centers



\$2,622.49 Installed-Standard

Maximum Performance. Minimum Consumption.

Splendide's new washers are among the most energy and water efficient washing machines available. So, you'll not only be getting outstanding wash and dry results, but you will also be conserving precious resources in your RV - energy and water.



Easy to use.

Load your wash and set the controls with ease - Splendide's controls are redesigned and their new doors are even bigger - now up to 11.5" wide. Status Indicator LED's clearly display cycle progress as Splendide's washer-dryers go from wash to dry automatically.

As soothing as a lullaby.

'Super Silent' means being able to spend time in your RV without being disturbed. So you can have the washing machine on whenever you want, even while asleep. This is possible thanks to special sound-absorbing materials, and a new tri-phase motor designed to achieve an outstanding dynamic performance with no noisy mechanical interference.

Built RV tough.

Splendide washer-dryers not only offer the space, weight and energy savings that are so important in RV's, but they are built tough to withstand the rigors of the road. Splendide washers are equipped with heavy-duty springs and shock absorbers, stainless steel drums and reinforced cases for a long travelling life.

Extra Capacity. **XC**

Splendide washer-dryers offer class-leading load size capabilities. Equipped with a redesigned X-tra Capacity drum, Splendide's new XC combo line is able to wash and dry bigger loads than ever before.

As caring as you are.

Splendide's new washing machines feature electronic control modules which mean they are able to process the quantity and type of wash and decide the right combination of water, temperature and spin speed with a high level of precision to offer you a better performance and great results - whiter whites, brighter colors.





Introducing **REFLEX**™ by

Because Return to Center Matters

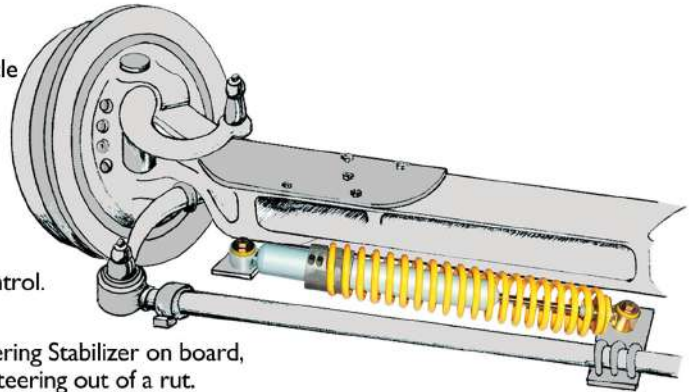


The 'return-to-center' concept and how it works...

Take the spring from a ballpoint pen. Hold each end with a thumb and index finger and squeeze it toward the middle. Feel the pressure pushing your fingers apart? Now, gently extend the spring. Feel the pressure of the spring pulling your fingers back to the neutral position? That's what physicists call 'memory,' or the ability of a material to return to its original state. Reflex Steering Stabilizers have a tempered steel spring secured at both ends to a specially designed and valved steering damper. One end of the stabilizer is attached to the tie rod itself; the other end is securely fastened to the chassis undercarriage. When the steering stabilizer is compressed, the spring pushes back to the neutral position. When extended, the spring pulls back to the neutral position.

Benefits Reflex provides...

- **Front tire blow out** — when you blow out a front tire, your vehicle will make an abrupt turn toward that tire, causing you to veer into oncoming traffic or off the road. The stabilizer reacts instantaneously to bring the vehicle back to center.
- **Crosswinds and passing traffic** — works to keep your steering centered and prevents oversteering to help control your vehicle more effectively.
- **Road fatigue** — helps you stop fighting the steering wheel for control. The stabilizer keeps the steering wheel centered — not you.
- **Rut tracking** — ruts cause you to oversteer. With the Reflex Steering Stabilizer on board, your reactions become easier, eliminating overcompensation when steering out of a rut.
- **Rut edging** — when your tire drops off the edge of the pavement, it can startle even the most careful driver. The Reflex Steering Stabilizer keeps you going straight — helping you control the vehicle until you're back on the road.
- **Pot holes and debris** — with the Reflex Steering Stabilizer in place, the motorhome will stay straight and go in the direction you want, even when you bounce through a pot hole or other dangerous road condition.



Motorhome Reflex install

What do our customers say?

"I had a Reflex Steering Stabilizer installed, and the difference was night and day — my Class C motorhome handles like a sports car. The stabilizer keeps the steering centered, no matter what the road throws at me. Ruts, bumps and hairpin curves are no problem. My steering wheel doesn't belong to potholes any more — it belongs to me."

Jerry Miller - Portland, Oregon

"I recently purchased a Roadmaster Reflex Steering Stabilizer for my F350, and was amazed at the difference. I'm now able to be proactive behind the steering wheel, rather than having to react to it. The Reflex Steering Stabilizer also made an amazing difference when towing a trailer."

Ray Paul - Pilot Hill, California




Jayco Redhawk/Greyhawk Ford Class C Installed - **\$955.75**
Jayco Alante/Precept Installed - **\$1,210.18**



There's no place like home and this range of toilets are no exception. Available in a standard and a low-profile height, the 320 Series of toilets are designed specifically with home comforts in mind. Offering unsurpassed amenity with an elongated and deep ceramic bowl and an enamelled wooden seat, the pressurized flush delivers a full, clean and hygienic rinse every time. Home from home luxury.


Toilet Standard 18" Height - White

Enjoy all the best features of a household toilet in your RV with a Dometic 320 series RV toilet. The elongated, deep ceramic bowl and enameled wood seat offer comfort that far surpasses most smaller RV toilets. The pressurized full-rim flush delivers a bowl-clearing rinse every time.



EASY TO CLEAN

Deep, 100% vitreous ceramic bowl



AT HOME COMFORT

Elongated residential-style toilet




INTUITIVE DESIGN

Ergonomic foot pedal: press partially to add water, press fully to flush



AT HOME COMFORT

Full-size residential-style wood seat



LESS MESS

Rim design prevents spills



RIGHT AT HOME

Standard height

\$661.69
Installed

**Vision 2
Wireless
Side
Marker**

**Vision 2
Wireless
Observation
System 5" or
7"**
CMOS 120
degree
viewing angle
Infrared night



INDUSTRIAL

PURE SINE WAVE INVERTERS

Go Power!®



Premium mobile power in a sleek, lightweight profile. Bring reliable power on the road with the new Go Power! Industrial Pure Sine Wave Inverters, available in 200-3000 watts. Provide peace of mind when powering electronics with a 2-year warranty.

cULus on select ISW inverters!

PART #	PURE SINE WAVE INVERTERS	INCL. IN SOLAR SYSTEM	OUTPUT (watts)	SURGE (watts)	cULus	INVERTER CABLE KIT	REMOTES	
19-4071	GP-ISW3000-12	-	3000	6000	✓	Use GP-DC-KIT5	Use GP-ISW-R / GP-SWR-A	\$2,330
19-4070	GP-ISW2000-12	-	2000	3500	✓	Use GP-DC-KIT4	Use GP-ISW-R / GP-SWR-A	\$1,943.68
19-4069	GP-ISW1500-12	WEEKENDER ISW	1500	2650	✓	Use GP-DC-KIT3	Use GP-ISW-R / GP-SWR-A	\$1,529.28
19-4068	GP-ISW1000-12	-	1000	1750	✓	Use GP-DC-KIT2	Use GP-ISW-R / GP-SWR-A	\$1,245.28
19-4072	GP-ISW700-12	-	700	1230	✓	Use GP-DC-KIT2	Use GP-ISW-R / GP-SWR-A	\$1,189.78
72-5810	GP-SW400-12	-	400	450	✓	Use GP-DC-KIT1	Use GP-ISW-R / GP-SWR-A	\$842.28
72-5809	GP-SW200-12	-	200	260	×	Use GP-DC-KIT1	Use GP-ISW-R / GP-SWR-A	\$2,518

CUT INSTALL TIME IN HALF WITH AN INVERTER/CHARGER



A 3-in-1 system combining an inverter, battery charger, and automatic transfer switch to save space and simplify installation. IC Series Inverter Charger Kits are available in 2000 and 3000 watt models, and come with the ICR-50 Remote, 50' of cable, and a 3-year warranty.

Included in Solar Extreme & Solar Elite complete systems

Remote included with IC2000 and IC 3000 Kits



PURE SINE WAVE



UL 458 and 1741



CSA 22.2 #107.1



Part 15, Class B

PART #	IC Series PACKAGE	WATTS	SURGE	BATTERY CHARGER	REMOTE	TRANSFER SWITCH	WEIGHT	
71-6561	GP-IC-3000-12-PKG	3000	6000	125 amps	Included	2x 50 amps	51.9 lbs	\$4,373.17
41-0097	GP-IC-2000-12-PKG	2000	3400	100 amps	Included	2x 50 amps	38.7 lbs	\$3,725.87



**STROMBERG CARLSON
PRODUCTS INC.**

Universal Exterior RV Ladder

Our Universal RV Ladder can fit on the rear of any RV – straight or contoured. Our rugged construction keeps you safe when going up to do maintenance on the roof or just hanging your chairs on the ladder as you travel to the next camp site.

1" diameter ladder tubing.

CAUTION: All screws connecting the ladder to the RV must be fastened to the RV's sub frame or backing. If you are uncertain if your RV has backing installed, contact your RV manufacturer to confirm. It is unsafe to use a ladder that is not connected to the RV's backing or sub frame.

Please note: To maintain the recommended 12" spacing between treads, ladder must be trimmed to 92.5" as shown in the Ladder Dimensions image. If you wish to utilize the additional 15" of upright tubing provided, you will need to purchase an additional tread.

Model LA-401 (silver ladder)

Model LA-401BA (black ladder)



\$775.99
Installed



**Ever thought of wanting to haul your bicycles/cargo tray
on your trip, behind your trailer?**

**Frame mounted trailer hitches installed on your
trailer/fifth wheel!**

Receiver flush with the bumper - \$1,399
Receiver flush with the spare tire - \$1,499



Want to tow your car behind your motorhome?

We install:

Base plate brackets

Non binding Towbars

Braking Systems - Hidden. Set it and forget it.

Wiring Systems

We will even show you how to use the system when we are done so that you can tow it home on day of pickup!



SumoSprings®

Class A Front Installed - \$1,255.19

Class A Rear Installed - \$1,445.19

Travel Trailers Installed - \$548.26 per axle



BOOST YOUR DRIVING EXPERIENCE



SHOCK ABSORPTION
Superior damping properties



SWAY CONTROL
Reduce sway
and increase stability



MAINTENANCE-FREE
Fit it and forget it



LEAK-PROOF
No leaks, ever



LOAD SUPPORT
Progressive spring rate
helps level varying loads

SumoSprings®

Are a patented suspension product designed to enhance load carrying capacity, stabilize sway, and improve overall driver control and ride comfort. They are maintenance-free, do not leak air, and do not require airlines or compressors.

SumoSprings are manufactured in a variety of heights, diameters and densities to support multiple front and rear applications. They are manufactured from proprietary closed-cell micro-cellular urethane providing a smooth and progressive spring rate.

CHOOSE YOUR SUMOSPRING See website for information on Trailer SumoSprings & Coil SumoSprings

A REBEL ■ ■ Two-piece unit attached on top and bottom using separate male and female pieces allows unrestricted wheel travel.

B MAXIM ■ ■ ■ One-piece unit attached on top and bottom allows up to 80% compression and 50% extension of original height.

C SOLO ■ ■ ■ One-piece unit attached on one end used as a replacement /upgrade / supplement to factory bump stops.



WHAT'S UP WITH THE COLORS? SumoSprings' colors identify their density.

They come in three different densities: ■ Blue -40 / ■ Black -47 / ■ Yellow -54

LIGHT & MEDIUM DUTY		LIGHT, MEDIUM, & HEAVY DUTY		MEDIUM & HEAVY DUTY	

ALL PRODUCTS COME WITH



LIMITED LIFETIME WARRANTY +



30-DAY MONEY BACK GUARANTEE

FOR MORE INFORMATION AND PRICING FIND US ONLINE AT SUPERSPRINGS.COM

WHAT DOES THE **STABLELOAD** DO FOR YOU?



REDUCE
SIDE TO SIDE
SWAY



TAKE BACK
CONTROL
OF YOUR VEHICLE




TURN OFF TO RETURN TO
FACTORY RIDE



ELIMINATE
SAG

Lower Disconnect \$863.39 Installed
Lower Drill Disconnect \$1084.69 Installed
Upper A7200 Stableload \$602.09 Installed

4 IN A KIT



STABLELOAD

SUSPENSION STABILIZER

WATCH THE
**STABLELOAD
CHALLENGE**



800.246.8132
TORKLIFT.COM

 **TORKLIFT**
INTERNATIONAL

OVER 35 YEARS OF INNOVATION, QUALITY, SAFETY.





Meet Floë.

Compressed air has always been one of the most efficient ways to remove water from pipes. We've just made this process more convenient and accessible. Instead of paying somebody to perform this task for you, Floë makes it easy to drain your freshwater system, the moment you need to.



In no time, you can get back to enjoying water that's ready for your family, friends, and pets to use. Or you can prep your RV, trailer, or boat for winterization — preventing frost damage to your pipes and freshwater tank.

The Power of Floë

DESIGNED FOR CONVENIENCE — Flush your RV's water lines anywhere and anytime with Floë. Using either a 12 volt DC or 115 volt AC power connection — this system lets campers drain their water pipes fast, easy, and most of all, conveniently.

EASY INSTALLATION — Floë fits right into your RV, boat, or other mobile vehicle, and there's no need to dismantle your water system to install. With minimal parts required, Floë can be set up and ready to use in no time.

USER-FRIENDLY OPERATION — Draining out your RV's water system with Floë is simple. All you have to do is turn it on and flush each line out, one at a time. In minutes, you can have your RV winterized or prepped for your next camping adventure.

EFFICIENT SOLUTION — Compressed air has always been one of the most effective ways to flush out water lines. Floë expedites this process by letting you do it yourself, instead of paying a professional to take care of it for you. **QUALITY GUARANTEED** — Backed by a reliable one-year warranty from a name campers know and trust.

Installed starting at \$728.49

CONNECT 2.0 4G2

Installed starting
at \$1,043.09



★ FEATURES

- **Nationwide 4G LTE Coverage** — Get Internet while on the go! No need to rely on WiFi – the Connect 2.0 4G2 links to nationwide 4G LTE for reliable, uninterrupted, in-motion and stationary coverage while traveling. Connect anywhere to 4G LTE service with a [Winegard FreedomGO](#), [AT&T](#), or [Verizon](#) data plan.
- **High-Powered Mobile Internet Hotspot** — More powerful than smartphone tethering, the Connect 2.0 4G2 provides a stronger and faster 4G LTE Internet connection. Easily connect your computers, gaming systems, smart TVs, and other smart home devices to secure WiFi in seconds.
- **Increased WiFi Range** — Winegard's smart antenna technology intelligently manages signals through multiple pathways to ensure better range and performance. The Connect 2.0 4G2 roof-mounted mobile hotspot/WiFi booster allows you to access WiFi signals in your RV from farther away!
- **Cellular Data Carrier Options** — The Connect 2.0 4G2 is compatible with Winegard, AT&T, and Verizon cellular Internet service providers. Swap SIM cards to add to new or existing data plans from other carriers. The Connect 2.0 4G2 comes ready for use out of the box, preinstalled with a unique Winegard SIM card. If you choose to use your own 4G LTE plan, easily swap out the existing SIM card with an approved SIM card supplied by your cellular provider.
- **Winegard FreedomGo Data Plans** — Always stay connected with [prepaid 30-day data plans](#). No contract, no commitments, no activation fees! Data plans range from 1GB to 20GB.
- **Secure RV Internet** — Advanced WiFi protected access (WPA and WPA2-PSK), guest network access, double firewall protection (SPI and NAT), and Denial-of-Service (DoS) attack prevention.

RANGEPRO

Installed starting at
\$934.19



RANGEPRO (VOICE, TEXT, AND 4G LTE CELLULAR SIGNAL BOOSTER FOR RVs) (WB-1035)

The Winegard RangePro enhances voice, text, and 4G LTE cellular signals for all North American carriers, improving connectivity for multiple cellular devices inside your RV. **The RangePro Cell Booster is uniquely built for RV users who want the best cell signal—whether you're out on the road or closer to home. That means a more reliable in-motion 4G LTE connection and improved data speeds.**

Cell tower signals are captured by the exterior antenna and transmitted via a low-loss coax cable inside the RV, bypassing all major obstructions. The signal is then boosted and rebroadcast throughout the vehicle using the indoor booster with attached indoor omnidirectional whip antenna. With a high-gain antenna for maximum signal strength, and direct signal communication to the booster, RangePro users experience steady cellular connections, even in weak cell service areas.

★ FEATURES

- **Powerful Connectivity** — RangePro offers improved connectivity for multiple cellular devices inside any RV. Plus, better data speeds and battery life for devices.
- **Reliable Calls and Texts** — The high-gain exterior antenna captures signals from all directions, meaning you'll enjoy increased cell coverage even in remote, off-road situations.
- **Built to Last and Easy to Install** — RangePro comes with flexible and durable antenna mounting options that let you install the exterior antenna on a side ladder or directly to the RV roof—whichever spot offers the optimal placement.
- **Support You Can Count On** — We're proud to offer an industry-best 3-year warranty and lifetime tech support based in the USA. You can rest easy knowing you'll always get the help you need.